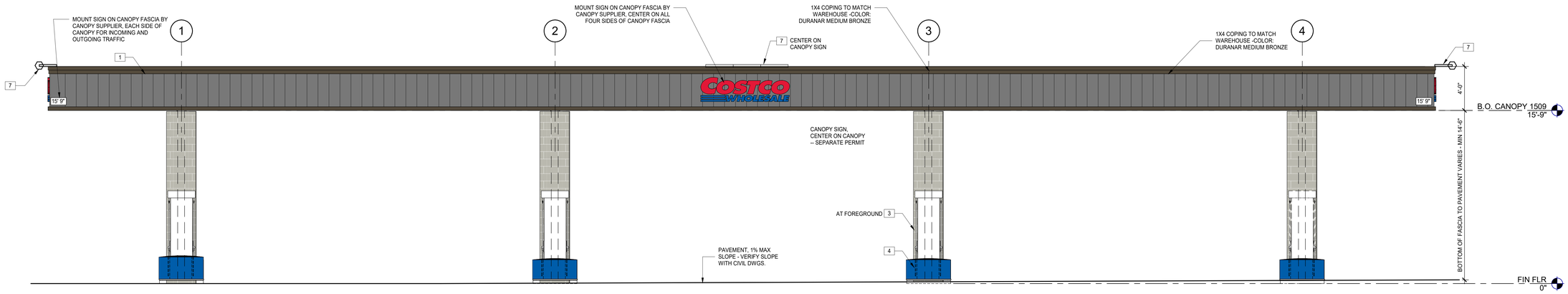

1 CANOPY AND DISPENSER ISLANDS (4 X 5 ISLANDS) ENTRY ELEVATION
SCALE: 1/4" = 1'-0"

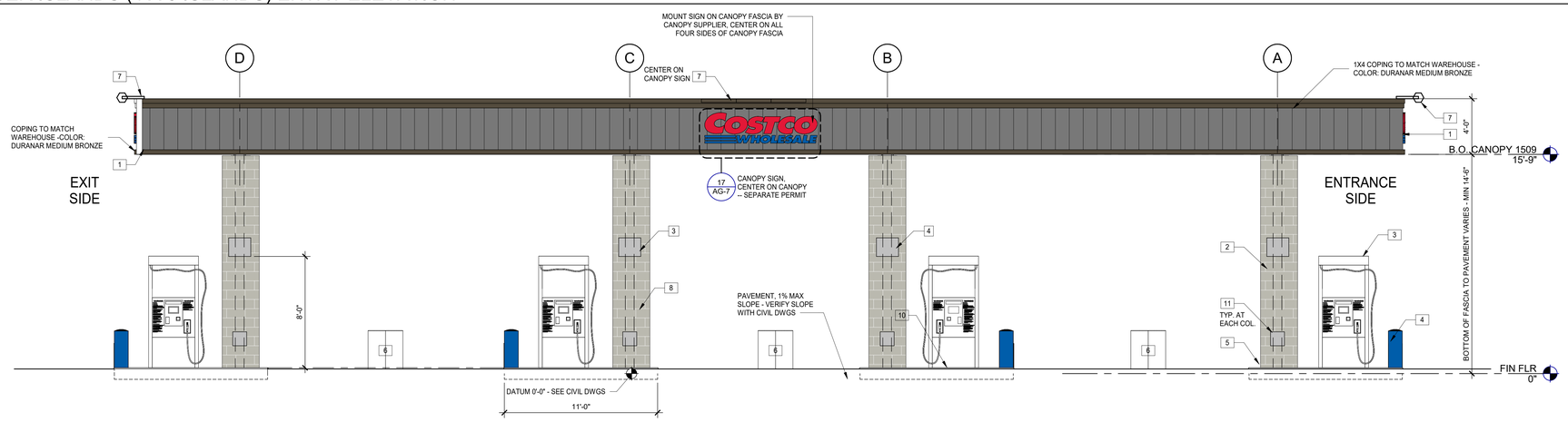

2 CANOPY AND DISPENSER ISLANDS (4 X 5 ISLANDS)
SCALE: 1/4" = 1'-0"

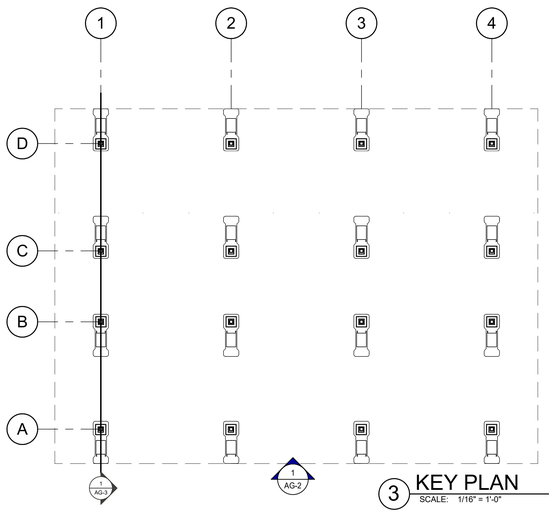

3 KEY PLAN
SCALE: 1/16" = 1'-0"

KEYNOTES

1. PRE-FINISHED METAL FASCIA PANEL, COLOR 'METALLIC CHAMPAGNE' - SUPPLIED AND INSTALLED BY CANOPYSUPPLIER UNDER SEPARATE CONTRACT
2. 8" x 8" x 16" SPLIT FACE COLUMN WRAP - SEE STRUCT DWGS - SUPPLIED AND INSTALLED BY CANOPY SUPPLIER UNDER SEPARATE CONTRACT
3. ACCESSIBLE MULTIPRODUCT DISPENSER
4. CONCRETE-FILLED METAL FORMED GUARD AT ENDS OF ISLANDS - TOP OF GUARD AT 30" ABOVE TRAFFIC SURFACE - PAINT SIDES ONLY WITH GLOSS BLUE, REFER TO SPECIFICATION
5. RAISED CONCRETE ISLAND WITH METAL EDGE FORM - PAINT SIDES ONLY WITH GLOSS BLACK, REFER TO SPECIFICATION
6. WASTE RECEPTOR, BOLT DOWN, CENTER OF EACH ISLAND (SOIC)
7. CANOPY FASCIA SIGN LIGHT FIXTURE (SOIC) - REFER TO DETAIL 16 / AG-3
8. FIRE EXTINGUISHER AND CABINETS MOUNTED ON COLUMN SIDE AWAY FROM DISPENSER - FIRE EXTINGUISHER CABINET TO BE: BROOKS MODEL # MARK II, RED CABINET WITH CLEAR COVER (OR EQUAL) - FIRE EXTINGUISHER AND CABINET, BY GC
9. VIDEO CAMERA - VERIFY LOCATION WITH OWNER CONSTRUCTION PROJECT MANAGER. GC SHALL RUN CONDUIT AND INSTALL 3" ROUND OR OCTAGONAL J-BOX FOR MOUNTING CAMERAS - SEE ELECTRICAL DRAWINGS
10. CAULK PERIMETER OF DISPENSER BASE WITH PETROLEUM RESISTANT SEALANT - SEE T-DWGS, TYPICAL
11. 12" x 12" ELECTRICAL ACCESS PANELS, SUPPLIED BY SPAN
12. NOT USED

GENERAL NOTES

A. SEE ENLARGED SITE PLAN FOR ADDITIONAL GENERAL NOTES AND ADDITIONAL DETAIL REFERENCES.

SOIC - FUEL FACILITY SIGNAGE

	QTY	DESCRIPTION	TYPICAL PLACEMENT
1		MEMBERS ONLY / ENTER HERE WITH COSTCO LOGO 18" x 24" ALUMINUM	METAL POST EACH SIDE ON ENTRANCE(S) -SEE DETAIL 5/AG-7
3		NO SMOKING / STOP ENGINE 18" x 22" ALUMINUM	AT ENTRY AND EXIT COLUMNS -FLUSH MOUNT ON COLUMNS SEE SITE PLAN
4		IN CASE OF FIRE OR SPILL 18" x 22" ALUMINUM	AT CENTER COLUMNS -FLUSH MOUNT ALL SIDES OF COLUMN SEE SITE PLAN
5		IN CASE OF FIRE OR SPILL 18" x 24" ALUMINUM, ONE SIDE	MOUNT ON CONTROLLER ENCLOSURE NEXT TO EMERGENCY PHONE, VISIBLE FROM THE PUMPS
6		NO CASH ON PREMISES VINYL	MOUNT ON CONTROLLER ENCLOSURE, NEAR DOOR
7		EMERGENCY SHUT-OFF	ABOVE EMERGENCY SHUT-OFF ON ENCLOSURE - SEE 4/AG-5; BELOW EMERGENCY SHUT-OFF - SEE 19/
8		STOP/DO NOT ENTER 24"X 24" ALUMINUM	METAL POST EACH SIDE OF EXIT -SEE DETAIL 4/AG-7

DRC
PZ25-12000023
12/03/2025

COSTCO WHOLESALE

COSTCO WHOLESALE CORPORATION
730 LAKE DRIVE
ISSAQUAH, WA 98027
T: 425.313.8100
www.costco.com

WARE MALCOMB
ARCHITECTURE PLANNING INTERIORS
CIVIL ENGINEERING BRANDING BUILDING MEASUREMENT
900 S Broadway, Suite #320
Denver, CO, 80209
P 720.488.2626

COSTCO WHOLESALE FUEL FACILITY
POMPANO BEACH, FL

AR0013736
REINALDO A. GOMEZ
STATE OF FLORIDA · REINALDO A. GOMEZ · AR0013736 · REGISTERED ARCHITECT
10/28/2025

Reinaldo A Gomez
Digitally signed by Reinaldo A Gomez
DN: C=US, O=Ware Malcomb, CN=Reinaldo A Gomez, E=RGOMEZ@WAREMALCOMB.COM, OU=Architecture, 1.2.840.113549.1.9.1=RGOMEZ@WAREMALCOMB.COM
Date: 2025.10.28 11:25:39-04'00'

△	DATE	DESCRIPTION
		-

07/30/2025 - ARB REVIEW

MIA24-0051-00
PM: J. ZAPATA
DRAWN BY: C.B.

CANOPY ELEVATIONS

AG-2